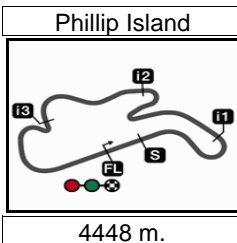


## ANIMOCA BRANDS AUSTRALIAN MOTORCYCLE GRAND PRIX

## Free Practice Nr. 3

## Classification

10



4448 m.



	Rider	Nation	Team	Motorcycle	Time	Lap Total	Gap	Top Speed
1	71 Ayumu SASAKI	JPN	Sterilgarda Husqvarna Max	HUSQVARNA	<b>1'36.112</b>	14 14		<b>249.6</b>
2	11 Sergio GARCIA	SPA	Gaviota GASGAS Aspar Team	GASGAS	<b>1'36.460</b>	15 19	0.348 0.348	<b>246.2</b>
3	96 Daniel HOLGADO	SPA	Red Bull KTM Ajo	KTM	<b>1'36.609</b>	15 16	0.497 0.149	<b>247.3</b>
4	53 Deniz ÖNCÜ	TUR	Red Bull KTM Tech3	KTM	<b>1'36.837</b>	15 17	0.725 0.228	<b>246.2</b>
5	7 Dennis FOGGIA	ITA	Leopard Racing	HONDA	<b>1'36.872</b>	17 19	0.760 0.035	<b>249.1</b>
6	82 Stefano NEPA	ITA	Angeluss MTA Team	KTM	<b>1'36.898</b>	16 18	0.786 0.026	<b>248.5</b>
7	24 Tatsuki SUZUKI	JPN	Leopard Racing	HONDA	<b>1'36.899</b>	14 16	0.787 0.001	<b>249.1</b>
8	10 Diogo MOREIRA	BRA	MT Helmets - MSI	KTM	<b>1'36.944</b>	13 17	0.832 0.045	<b>245.1</b>
9	28 Izan GUEVARA	SPA	Gaviota GASGAS Aspar Team	GASGAS	<b>1'37.170</b>	15 17	1.058 0.226	<b>247.3</b>
10	5 Jaime MASIA	SPA	Red Bull KTM Ajo	KTM	<b>1'37.208</b>	11 13	1.096 0.038	<b>243.5</b>
11	31 Adrian FERNANDEZ	SPA	Red Bull KTM Tech3	KTM	<b>1'37.232</b>	17 17	1.120 0.024	<b>247.9</b>
12	48 Ivan ORTOLÁ	SPA	Angeluss MTA Team	KTM	<b>1'37.292</b>	14 17	1.180 0.060	<b>249.6</b>
13	66 Joel KELSO	AUS	CIP Green Power	KTM	<b>1'37.316</b>	13 16	1.204 0.024	<b>248.5</b>
14	27 Kaito TOBA	JPN	CIP Green Power	KTM	<b>1'37.376</b>	11 12	1.264 0.060	<b>250.2</b>
15	9 Nicola Fabio CARRARO	ITA	QJMotor Avintia Racing Team	KTM	<b>1'37.394</b>	10 17	1.282 0.018	<b>246.8</b>
16	44 David MUÑOZ	SPA	BOE Motorsports	KTM	<b>1'37.436</b>	10 17	1.324 0.042	<b>249.6</b>
17	67 Alberto SURRA	ITA	Rivacold Snipers Team	HONDA	<b>1'37.521</b>	16 17	1.409 0.085	<b>244.0</b>
18	43 Xavier ARTIGAS	SPA	CFMOTO Racing PruestelGP	CFMOTO	<b>1'37.553</b>	8 16	1.441 0.032	<b>245.1</b>
19	19 Scott OGDEN	GBR	VisionTrack Racing Team	HONDA	<b>1'37.663</b>	10 13	1.551 0.110	<b>247.3</b>
20	16 Andrea MIGNO	ITA	Rivacold Snipers Team	HONDA	<b>1'37.678</b>	15 17	1.566 0.015	<b>247.3</b>
21	72 Taiyo FURUSATO	JPN	Honda Team Asia	HONDA	<b>1'37.722</b>	9 16	1.610 0.044	<b>242.4</b>
22	20 Lorenzo FELLON	FRA	SIC58 Squadra Corse	HONDA	<b>1'37.862</b>	16 19	1.750 0.140	<b>244.6</b>
23	99 Carlos TATAY	SPA	CFMOTO Racing PruestelGP	CFMOTO	<b>1'37.884</b>	17 17	1.772 0.022	<b>242.9</b>
24	23 Elia BARTOLINI	ITA	QJMotor Avintia Racing Team	KTM	<b>1'37.902</b>	15 16	1.790 0.018	<b>244.6</b>
25	54 Riccardo ROSSI	ITA	SIC58 Squadra Corse	HONDA	<b>1'37.919</b>	15 15	1.807 0.017	<b>246.8</b>
26	6 Ryusei YAMANAKA	JPN	MT Helmets - MSI	KTM	<b>1'37.931</b>	6 14	1.819 0.012	<b>244.0</b>
27	17 John MCPHEE	GBR	Sterilgarda Husqvarna Max	HUSQVARNA	<b>1'38.324</b>	12 14	2.212 0.393	<b>244.0</b>
28	70 Joshua WHATLEY	GBR	VisionTrack Racing Team	HONDA	<b>1'38.737</b>	14 15	2.625 0.413	<b>245.7</b>
29	64 Mario AJI	INA	Honda Team Asia	HONDA	<b>1'39.444</b>	3 18	3.332 0.707	<b>242.4</b>
30	22 Ana CARRASCO	SPA	BOE Motorsports	KTM	<b>1'39.468</b>	11 13	3.356 0.024	<b>245.7</b>

Practice condition: Dry

Air: 12°

Humidity: 65%

Ground: 14°

<b>Fastest Lap:</b>	Lap: 14	<b>Ayumu SASAKI</b>	<b>1'36.112</b>	166.6 Km/h
<b>Best Race Lap:</b>	2014	<b>Jack MILLER</b>	<b>1'36.302</b>	166.2 Km/h
<b>All Time Lap Record:</b>	2014	<b>Alex MARQUEZ</b>	<b>1'36.050</b>	166.7 Km/h

The results are provisional until the end of the limit for protest and appeals.

Time limit for protest expires 30' after publication of the results - ..... Time: .....

These data/results cannot be reproduced, stored and/or transmitted in whole or in part by any manner of electronic, mechanical, photocopying, recording, broadcasting or otherwise now known or herein after developed without the previous express consent by the copyright owner, except for reproduction in daily press and regular printed publications on sale to the public within 60 days of the event related to those data/results and always provided that copyright symbol appears together as follows below.

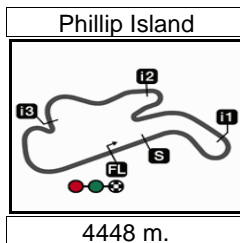
© DORNA, 2022

Official MotoGP Timing by TISSOT  
www.motogp.com

Phillip Island, Saturday, October 15, 2022

moto3





Results and timing service provided by TISSOT

**Moto3™**

**ANIMOCA BRANDS AUSTRALIAN MOTORCYCLE GRAND PRIX**

**Free Practice Nr. 3**

**Combined Free Practice Times**

**11**

	Rider	Nation	Team	MOTORCYCLE	FP1	FP2	FP3	Gap
1	71 <b>A.SASAKI</b>	JPN	Sterilgarda Husqvarna Max	HUSQVARNA	1'40.657 10	1'37.797 8	<b>1'36.112</b> 14	
2	11 <b>S.GARCIA</b>	SPA	Gaviota GASGAS Aspar Team	GASGAS	1'39.876 19	1'38.355 19	<b>1'36.460</b> 15	0.348 0.348
3	96 <b>D.HOLGADO</b>	SPA	Red Bull KTM Ajo	KTM	1'40.307 15	1'39.369 12	<b>1'36.609</b> 15	0.497 0.149
4	53 <b>D.ÖNCÜ</b>	TUR	Red Bull KTM Tech3	KTM	1'40.843 15	1'39.174 7	<b>1'36.837</b> 15	0.725 0.228
5	7 <b>D.FOGGIA</b>	ITA	Leopard Racing	HONDA	1'39.830 19	1'38.466 6	<b>1'36.872</b> 17	0.760 0.035
6	82 <b>S.NEPA</b>	ITA	Angeluss MTA Team	KTM	1'40.405 20	1'38.553 19	<b>1'36.898</b> 16	0.786 0.026
7	24 <b>T.SUZUKI</b>	JPN	Leopard Racing	HONDA	1'40.250 17	1'37.986 7	<b>1'36.899</b> 14	0.787 0.001
8	10 <b>D.MOREIRA</b>	BRA	MT Helmets - MSI	KTM	1'39.773 17	1'38.205 16	<b>1'36.944</b> 13	0.832 0.045
9	28 <b>I.GUEVARA</b>	SPA	Gaviota GASGAS Aspar Team	GASGAS	1'40.654 14	1'38.330 17	<b>1'37.170</b> 15	1.058 0.226
10	5 <b>J.MASIA</b>	SPA	Red Bull KTM Ajo	KTM	1'41.014 12	1'38.576 15	<b>1'37.208</b> 11	1.096 0.038
11	31 <b>A.FERNANDEZ</b>	SPA	Red Bull KTM Tech3	KTM	1'42.504 14	1'38.624 8	<b>1'37.232</b> 17	1.120 0.024
12	48 <b>I.ORTOLÁ</b>	SPA	Angeluss MTA Team	KTM	1'42.236 8	1'39.467 14	<b>1'37.292</b> 14	1.180 0.060
13	66 <b>J.KELSO</b>	AUS	CIP Green Power	KTM	1'39.917 13	1'38.884 15	<b>1'37.316</b> 13	1.204 0.024
14	27 <b>K.TOBA</b>	JPN	CIP Green Power	KTM	1'41.654 11	1'38.986 10	<b>1'37.376</b> 11	1.264 0.060
15	9 <b>N.CARRARO</b>	ITA	QJMotor Avintia Racing Team	KTM	1'42.419 11	1'40.203 16	<b>1'37.394</b> 10	1.282 0.018
16	44 <b>D.MUÑOZ</b>	SPA	BOE Motorsports	KTM	1'41.494 17	1'39.332 17	<b>1'37.436</b> 10	1.324 0.042
17	67 <b>A.SURRA</b>	ITA	Rivacold Snipers Team	HONDA	1'43.502 11	1'40.107 14	<b>1'37.521</b> 16	1.409 0.085
18	43 <b>X.ARTIGAS</b>	SPA	CFMOTO Racing PruestelGP	CFMOTO	1'42.043 19	1'39.821 15	<b>1'37.553</b> 8	1.441 0.032
19	19 <b>S.OGDEN</b>	GBR	VisionTrack Racing Team	HONDA	1'41.635 18	1'38.916 14	<b>1'37.663</b> 10	1.551 0.110
20	16 <b>A.MIGNO</b>	ITA	Rivacold Snipers Team	HONDA	1'41.123 19	1'38.538 16	<b>1'37.678</b> 15	1.566 0.015
21	72 <b>T.FURUSATO</b>	JPN	Honda Team Asia	HONDA	1'42.218 22	1'40.038 18	<b>1'37.722</b> 9	1.610 0.044
22	20 <b>L.FELLON</b>	FRA	SIC58 Squadra Corse	HONDA	1'42.580 13	1'39.871 14	<b>1'37.862</b> 16	1.750 0.140
23	99 <b>C.TATAY</b>	SPA	CFMOTO Racing PruestelGP	CFMOTO	1'40.939 16	1'39.060 12	<b>1'37.884</b> 17	1.772 0.022
24	23 <b>E.BARTOLINI</b>	ITA	QJMotor Avintia Racing Team	KTM	1'43.415 15	1'39.683 19	<b>1'37.902</b> 15	1.790 0.018
25	54 <b>R.ROSSI</b>	ITA	SIC58 Squadra Corse	HONDA	1'41.890 19	1'39.950 9	<b>1'37.919</b> 15	1.807 0.017
26	6 <b>R.YAMANAKA</b>	JPN	MT Helmets - MSI	KTM	1'41.828 17	1'39.199 16	<b>1'37.931</b> 6	1.819 0.012
27	17 <b>J.MCPHEE</b>	GBR	Sterilgarda Husqvarna Max	HUSQVARNA	1'42.382 5	1'38.760 7	<b>1'38.324</b> 12	2.212 0.393
28	70 <b>J.WHATLEY</b>	GBR	VisionTrack Racing Team	HONDA	1'42.893 19	1'41.035 17	<b>1'38.737</b> 14	2.625 0.413
29	64 <b>M.AJI</b>	INA	Honda Team Asia	HONDA	1'43.189 15	1'39.679 16	<b>1'39.444</b> 3	3.332 0.707
30	22 <b>A.CARRASCO</b>	SPA	BOE Motorsports	KTM	1'42.778 17	1'40.566 16	<b>1'39.468</b> 11	3.356 0.024

<b>Pole Position Record:</b>	2014	<b>Alex MARQUEZ</b>	<b>1'36.050</b>	166.7 Km/h
<b>Best Race Lap:</b>	2014	<b>Jack MILLER</b>	<b>1'36.302</b>	166.2 Km/h
<b>All Time Lap Record:</b>	2014	<b>Alex MARQUEZ</b>	<b>1'36.050</b>	166.7 Km/h

The results are provisional until the end of the limit for protest and appeals.

Time limit for protest expires 60' after publication of the results - ..... Time: .....

These data/results cannot be reproduced, stored and/or transmitted in whole or in part by any manner of electronic, mechanical, photocopying, recording, broadcasting or otherwise now known or herein after developed without the previous express consent by the copyright owner, except for reproduction in daily press and regular printed publications on sale to the public within 60 days of the event related to those data/results and always provided that copyright symbol appears together as follows below.

© DORNA, 2022

Official MotoGP Timing by TISSOT  
www.motogp.com

Phillip Island, Saturday, October 15, 2022



## ANIMOCA BRANDS AUSTRALIAN MOTORCYCLE GRAND PRIX

## Free Practice Nr. 3

## Top Speed &amp; Average

12



Rider

Nation

Motorcycle

Top 5 speeds

Average

Top

Rider	Nation	Motorcycle	Top 5 speeds					Average	Top
27 Kaito TOBA	JPN	KTM	250.2	249.6	249.6	249.6	248.5	249.5	250.2
44 David MUÑOZ	SPA	KTM	249.6	249.6	249.1	249.1	249.1	249.3	249.6
48 Ivan ORTOLÁ	SPA	KTM	249.6	249.1	248.5	248.5	247.9	248.5	249.6
71 Ayumu SASAKI	JPN	HUSQVARNA	249.6	249.1	249.1	247.9	245.7	247.9	249.6
7 Dennis FOGGIA	ITA	HONDA	249.1	248.5	247.9	247.9	247.9	248.3	249.1
24 Tatsuki SUZUKI	JPN	HONDA	249.1	249.1	249.1	249.1	249.1	249.1	249.1
66 Joel KELSO	AUS	KTM	248.5	247.3	246.8	246.2	245.7	246.9	248.5
82 Stefano NEPA	ITA	KTM	248.5	247.9	247.9	247.3	246.8	247.5	248.5
31 Adrian FERNANDEZ	SPA	KTM	247.9	247.9	247.3	246.2	245.7	247.0	247.9
16 Andrea MIGNO	ITA	HONDA	247.3	245.1	243.5	243.5	242.9	244.2	247.3
19 Scott OGDEN	GBR	HONDA	247.3	247.3	246.8	246.8	246.2	246.8	247.3
28 Izan GUEVARA	SPA	GASGAS	247.3	247.3	247.3	246.8	246.8	247.1	247.3
96 Daniel HOLGADO	SPA	KTM	247.3	246.2	245.7	245.7	245.7	246.1	247.3
9 Nicola Fabio CARRARO	ITA	KTM	246.8	246.8	246.8	246.2	246.2	246.4	246.8
54 Riccardo ROSSI	ITA	HONDA	246.8	246.2	245.7	245.7	245.1	245.6	246.8
11 Sergio GARCIA	SPA	GASGAS	246.2	245.7	245.1	245.1	245.1	245.4	246.2
53 Deniz ÖNCÜ	TUR	KTM	246.2	245.1	245.1	245.1	244.6	245.2	246.2
22 Ana CARRASCO	SPA	KTM	245.7	245.7	245.1	244.6	244.6	245.1	245.7
70 Joshua WHATLEY	GBR	HONDA	245.7	245.7	245.1	244.0	244.0	244.8	245.7
10 Diogo MOREIRA	BRA	KTM	245.1	244.6	244.6	244.6	244.0	244.6	245.1
43 Xavier ARTIGAS	SPA	CFMOTO	245.1	245.1	244.6	244.6	244.6	244.8	245.1
20 Lorenzo FELLON	FRA	HONDA	244.6	244.6	244.6	244.6	244.6	244.6	244.6
23 Elia BARTOLINI	ITA	KTM	244.6	244.0	244.0	243.5	243.5	243.9	244.6
6 Ryusei YAMANAKA	JPN	KTM	244.0	243.5	242.9	242.9	242.4	243.0	244.0
17 John MCPHEE	GBR	HUSQVARNA	244.0	244.0	244.0	243.5	243.5	243.7	244.0
67 Alberto SURRA	ITA	HONDA	244.0	243.5	242.9	242.9	242.9	243.2	244.0
5 Jaume MASIA	SPA	KTM	243.5	243.5	243.5	243.5	242.9	243.3	243.5
99 Carlos TATAY	SPA	CFMOTO	242.9	242.9	242.4	242.4	242.4	242.6	242.9
64 Mario AJI	INA	HONDA	242.4	242.4	242.4	241.8	241.8	242.1	242.4
72 Taiyo FURUSATO	JPN	HONDA	242.4	241.8	241.3	241.3	241.3	241.4	242.4

These data/results cannot be reproduced, stored and/or transmitted in whole or in part by any manner of electronic, mechanical, photocopying, recording, broadcasting or otherwise now known or herein after developed without the previous express consent by the copyright owner, except for reproduction in daily press and regular printed publications on sale to the public within 60 days of the event related to those data/results and always provided that copyright symbol appears together as follows below.

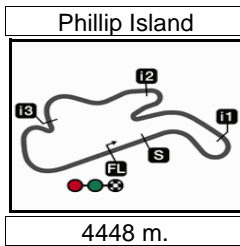
© DORNA, 2022

Official MotoGP Timing by TISSOT  
www.motogp.com





Phillip Island, Saturday, October 15, 2022



Results and timing service provided by TISSOT

Moto3™

ANIMOCA BRANDS AUSTRALIAN MOTORCYCLE GRAND PRIX

Free Practice Nr. 3

Chronological Analysis of Performances

13

\* Lap / Sector time cancelled      T1 Time from finish line to 1st intermediate      T3 Time from 2nd intermed. to 3rd intermed.  
P Crossing the finish line in pit lane      T2 Time from 1st intermed. to 2nd intermed.      T4 Time from 3rd intermediate to finish line

Lap	Lap Time	T1	T2	T3	T4	Speed	Lap	Lap Time	T1	T2	T3	T4	Speed				
<b>1st 71 Ayumu SASAKI</b> Sterilgarda Husqvarna JPN							5	1'37.102 P	25.193	29.355	18.963	23.591	243.5				
Runs=3 Total laps=15 Full laps=8							6	1'51.709	34.955	30.191	18.995	27.568					
1	3'25.063	34.507	29.250	19.093	27.675		7	<b>1'39.031</b>	23.937	28.892	18.897	27.305	244.6				
2	<b>1'39.047</b>	23.937	28.819	18.838	27.453	245.1	8	<b>1'38.691</b>	23.819	28.758	18.814	27.300	246.2				
3	1'38.656 *	23.730	28.983*	18.792	27.151	245.1	9	<b>1'38.388</b>	23.719	28.663	18.749	27.257	245.1				
4	<b>1'37.939</b>	23.577	28.476	18.694	27.192	245.7	10	<b>1'38.441</b>	23.595	28.710	18.730	27.406	247.3				
5	<b>1'37.970</b>	23.591	28.566	18.693	27.120	245.1	11	<b>1'38.856</b>	23.813	28.665	18.869	27.509	245.7				
6	<b>1'38.092</b>	23.623	28.458	18.789	27.222	245.7	12	1'41.446 P	26.822	31.055	19.424	24.145	244.0				
7	1'37.986 P	24.640	29.728	19.462	24.156	244.0	13	1'51.539	35.055	29.141	19.886	27.457					
8	1'47.630	32.361	29.004	18.772	27.493		14	<b>1'36.773</b>	23.270	28.208	18.480	26.815	245.1				
9	<b>1'37.151</b>	23.405	28.339	18.573	26.834	247.9	15	<b>1'36.609</b>	23.167	28.225	18.406	26.811	245.7				
10	<b>1'37.501</b>	23.375	28.316	18.758	27.052	249.1	16	<b>1'42.563</b>	23.206	28.313	19.418	31.626	245.1				
11	1'42.382 P	25.653	29.460	21.239	26.030	242.9	PIT						23.499	28.712	18.759	29.932	245.1
12	1'49.442	33.025	29.239	18.834	28.344		<b>4th 53 Deniz ÖNCÜ</b> Red Bull KTM Tech3 TUR										
13	<b>1'44.364</b>	23.178	32.328	20.457	28.401	249.6	Runs=2 Total laps=17 Full laps=10										
14	<b>1'36.112</b>	23.104	28.109	18.372	26.527	249.1	1	2'58.066	33.181	29.154	18.864	28.446					
PIT							2	<b>1'38.461</b>	23.363	28.902	18.882	27.314	244.0				
							3	<b>1'38.385</b>	23.741	28.598	18.758	27.288	246.2				
							4	1'37.815 *	23.372	28.703*	18.638	27.102	244.6				
							5	<b>1'37.945</b>	23.545	28.605	18.760	27.035	242.9				
							6	<b>1'37.340</b>	23.381	28.437	18.714	26.808	245.1				
							7	1'45.008 *	23.316	34.018*	18.947	28.727	245.1				
							8	1'32.990 P	23.78 *	29.159	18.877	21.171	242.4				
							9	1'51.604 *	36.743	28.881*	18.899	27.081					
							10	<b>1'38.030</b>	23.478	28.493	18.930	27.129	244.0				
							11	<b>1'37.843</b>	23.301	28.514	18.916	27.112	243.5				
							12	1'31.197 P	23.440	28.609	18.928	20.220	243.5				
							13	2'01.945	38.737	33.974	21.420	27.814					
							14	<b>1'37.001</b>	23.264	28.277	18.725	26.735	244.0				
							15	<b>1'36.837</b>	23.313	28.238	18.550	26.736	244.0				
							16	<b>1'37.473</b>	23.335	28.347	18.753	27.038	244.0				
							17	<b>1'37.454</b>	23.320	28.520	18.697	26.917	245.1				
<b>2nd 11 Sergio GARCIA</b> Gaviota GASGAS Asp SPA							<b>5th 7 Dennis FOGGIA</b> Leopard Racing ITA										
Runs=2 Total laps=19 Full laps=12							Runs=2 Total laps=19 Full laps=13										
1	2'24.640	35.450	29.949	19.697	28.529		1	2'57.520	32.833	29.345	18.904	28.031					
2	<b>1'40.362</b>	24.159	29.105	19.069	28.029	238.6	2	<b>1'38.943</b>	23.835	28.795	18.938	27.375	246.8				
3	<b>1'39.787</b>	23.916	29.019	18.910	27.942	240.8	3	<b>1'38.768</b>	23.715	28.876	18.825	27.352	248.5				
4	1'38.916 *	23.687	28.825*	18.924	27.480	240.8	4	1'37.982 *	23.508	28.709*	18.603	27.162	249.1				
5	<b>1'39.053</b>	23.603	28.946	18.939	27.565	241.3	5	<b>1'38.319</b>	23.579	28.696	18.700	27.344	247.9				
6	1'32.796 P	23.609	28.616	18.862	21.709	242.4	6	<b>1'39.669</b>	23.997	29.285	18.864	27.523	247.9				
7	1'49.973	35.310	28.694	18.858	27.111		7	1'34.030 P	23.694	29.039	18.994	22.303	246.8				
8	<b>1'37.332</b>	23.277	28.339	18.743	26.973	244.0	8	2'22.539	51.495	29.021	24.379	37.644					
9	<b>1'38.116</b>	23.403	28.416	18.841	27.456	245.1	9	<b>1'37.943</b>	23.525	28.571	18.785	27.062	244.6				
10	1'37.919 *	23.449	28.453*	18.762	27.255	242.9	10	<b>1'37.533</b>	23.381	28.511	18.652	26.989	246.2				
11	<b>1'38.011</b>	23.482	28.614	18.810	27.105	244.0											
12	<b>1'37.824</b>	23.427	28.483	18.754	27.160	245.1											
13	1'33.598 P	23.312	28.594	19.141	22.551	245.1											
14	1'55.502	34.120	28.479	18.933	33.970												
15	<b>1'36.460</b>	23.111	28.025	18.565	26.759	245.7											
16	<b>1'37.390</b>	23.220	28.259	18.714	27.197	246.2											
17	<b>1'37.635</b>	23.268	28.289	18.714	27.364	243.5											
18	<b>1'42.620</b>	23.343	30.020	20.252	29.005	243.5											
19	<b>1'37.515</b>	23.482	28.321	18.684	27.028	243.5											
<b>3rd 96 Daniel HOLGADO</b> Red Bull KTM Ajo SPA																	
Runs=3 Total laps=17 Full laps=10																	
1	2'44.500	35.519	33.718	20.962	28.771												
2	<b>1'45.359</b>	24.484	33.485	19.344	28.046	240.2											
3	<b>1'39.103</b>	23.875	28.823	18.830	27.575	245.1											
4	1'39.655 *	23.806	28.994*	18.994	27.861	245.7											

**Fastest Lap:** Ayumu SASAKI Sterilgarda Husqvarna JPN **1'36.112** 23.104 28.109 18.372 26.527

These data/results cannot be reproduced, stored and/or transmitted in whole or in part by any manner of electronic, mechanical, photocopying, recording, broadcasting or otherwise now known or herein after developed without the previous express consent by the copyright owner, except for reproduction in daily press and regular printed publications on sale to the public within 60 days of the event related to those data/results and always provided that copyright symbol appears together as follows below.  
© DORNA, 2022





## Free Practice Nr. 3

## Moto3

Lap	Lap Time	T1	T2	T3	T4	Speed	Lap	Lap Time	T1	T2	T3	T4	Speed					
2	<b>1'39.838</b>	23.921	29.121	18.993	27.803	242.4	<b>PIT</b>						23.583	28.734	19.369	31.004	243.5	
3	<b>1'39.604</b>	23.793	28.897	18.939	27.975	242.9	<b>14th 27 Kaito TOBA</b>						CIP Green Power JPN					
4	1'39.431 *	23.761	28.955*	19.009	27.706	241.3	Runs=3						Total laps=13 Full laps=7					
5	<b>1'39.292</b>	23.748	28.853	19.000	27.691	242.4	1	2'55.951	33.105	29.710	19.192	27.868						
6	<b>1'39.248</b>	23.727	28.721	18.877	27.923	242.4	2	<b>1'39.306</b>	23.917	28.961	18.990	27.438	245.1					
7	<b>1'38.994</b>	23.639	28.781	18.955	27.619	241.8	3	<b>1'39.691</b>	23.798	29.244	19.015	27.634	246.2					
8	1'36.738 P	24.054	29.457	19.399	23.828	241.3	4	1'38.450 *	23.579	29.085*	18.768	27.018	244.6					
9	1'48.883	33.513	29.266	18.757	27.347		5	<b>1'38.171</b>	23.503	28.701	18.847	27.120	249.6					
10	<b>1'38.073</b>	23.585	28.513	18.718	27.257	246.2	6	<b>1'38.354</b>	23.268	28.862	18.845	27.379	249.6					
11	<b>1'38.091</b>	23.397	28.621	18.731	27.342	247.9	7	1'39.339 P	23.672	29.450	19.209	27.008	244.0					
12	1'35.003 P	23.474	28.771	19.131	23.627	247.3	8	3'04.923 P	40.357	1'13.003	38.405	33.158						
13	2'01.319	38.044	33.852	21.279	28.144		9	1'50.799	33.464	30.447	19.439	27.449						
14	<b>1'37.590</b>	23.397	28.331	18.689	27.173	243.5	10	<b>1'41.941</b>	23.372	29.844	20.769	27.956	248.5					
15	<b>1'37.599</b>	23.232	28.432	18.594	27.341	245.7	11	<b>1'37.376</b>	23.130	28.528	18.730	26.988	249.6					
16	<b>1'46.698</b>	24.955	33.924	19.382	28.437	245.1	12	<b>1'50.494</b>	27.033	32.471	22.536	28.454	250.2					
17	<b>1'37.232</b>	23.236	28.276	18.543	27.177	247.9	<b>PIT</b>						23.205	28.341	18.661	28.789	247.9	
<b>12th 48 Ivan ORTOLÁ</b>							Angeluss MTA Team SPA											
Runs=3							Total laps=18 Full laps=11											
1	2'47.683	34.418	30.374	20.218	27.959		<b>15th 9 Nicola Fabio CARR</b>						QJMotor Avintia Racin ITA					
2	<b>1'39.430</b>	23.694	28.965	19.008	27.763	248.5	Runs=3						Total laps=18 Full laps=11					
3	<b>1'42.673</b>	23.872	29.149	19.209	30.443	242.9	1	2'47.654	37.222	31.098	20.073	28.159						
4	1'39.118 *	23.726	28.804*	18.973	27.615	247.9	2	<b>1'39.627</b>	23.911	29.074	19.146	27.496	244.6					
5	<b>1'41.613</b>	24.998	29.516	19.039	28.060	244.0	3	<b>1'42.332</b>	23.827	31.901	18.866	27.738	244.0					
6	<b>1'41.037</b>	23.921	29.690	19.220	28.206	242.9	4	1'39.637 *	23.808	29.217*	19.053	27.559	246.2					
7	1'35.445 P	23.585	29.109	19.200	23.551	249.6	5	<b>1'38.902</b>	23.608	28.966	18.831	27.497	244.0					
8	1'50.022	34.408	29.078	18.886	27.650		6	<b>1'38.895</b>	23.422	29.022	18.965	27.486	245.7					
9	<b>1'40.901</b>	23.723	28.790	18.961	29.427	246.2	7	1'40.955 P	24.798	31.506	19.142	25.509	243.5					
10	<b>1'38.110</b>	23.715	28.318	18.780	27.297	247.9	8	2'22.579	51.597	29.426	21.544	40.012						
11	<b>1'38.769</b>	23.580	28.648	18.818	27.723	249.1	9	<b>1'38.244</b>	23.643	28.862	18.793	26.946	246.2					
12	1'40.430 P	23.572	28.725	19.236	28.897	247.9	10	<b>1'37.394</b>	23.475	28.411	18.611	26.897	245.7					
13	1'48.576	33.180	28.928	19.237	27.231		11	<b>1'40.115</b>	23.335	29.048	19.074	28.658	246.2					
14	<b>1'37.292</b>	23.346	28.322	18.705	26.919	247.3	12	<b>1'38.677</b>	23.525	28.952	18.848	27.352	246.8					
15	<b>1'37.538</b>	23.395	28.360	18.736	27.047	247.3	13	1'34.848 P	23.531	29.620	19.120	22.577	246.8					
16	<b>1'39.149</b>	23.420	28.458	18.973	28.298	248.5	14	2'03.539	46.954	30.114	19.056	27.415						
17	<b>1'39.923</b>	23.804	28.652	19.300	28.167	242.4	15	<b>1'42.744</b>	23.380	29.159	20.482	29.723	246.2					
<b>PIT</b>							<b>PIT</b>							23.366	28.618	18.795	29.447	246.8
<b>13th 66 Joel KELSO</b>							CIP Green Power AUS											
Runs=3							Total laps=17 Full laps=9											
1	3'14.408	34.578	29.858	22.538	31.852		<b>16th 44 David MUÑOZ</b>						BOE Motorsports SPA					
2	<b>1'38.330</b>	23.646	28.899	18.606	27.179	245.7	Runs=3						Total laps=18 Full laps=11					
3	1'37.762 *	23.251	28.699*	18.667	27.145	244.6	1	2'55.324	33.285	29.508	18.986	28.034						
4	1'38.387 *	23.271	28.725*	18.957	27.434	248.5	2	<b>1'39.197</b>	23.823	28.885	18.816	27.673	246.2					
5	<b>1'38.527</b>	23.527	28.436	19.021	27.543	242.4	3	<b>1'39.457</b>	23.690	28.995	18.907	27.865	246.8					
6	1'41.172 P	26.104	30.142	20.187	24.739	242.4	4	1'39.370 *	23.857	29.407*	18.804	27.302	245.1					
7	1'56.948	35.471	32.271	19.700	29.506		5	<b>1'38.276</b>	23.604	28.746	18.680	27.246	249.1					
8	<b>1'40.051</b>	23.555	28.831	18.785	28.880	245.1	6	<b>1'39.771</b>	23.344	28.817	18.985	28.625	247.3					
9	<b>1'49.061</b>	24.063	32.035	25.111	27.852	240.2	7	1'34.138 P	23.649	29.054	19.022	22.413	249.6					
10	<b>1'38.868</b>	23.632	28.847	18.889	27.500	241.8	8	2'22.525	48.361	30.631	20.733	42.800						
11	1'37.911 P	23.552	29.593	20.562	24.204	246.2	9	<b>1'38.431</b>	23.590	28.759	18.759	27.323	248.5					
12	1'48.796	32.943	28.837	18.829	28.187		10	<b>1'37.436</b>	23.322	28.467	18.557	27.090	248.5					
13	<b>1'37.316</b>	23.127	28.487	18.601	27.101	246.8	11	<b>1'40.550</b>	23.262	28.504	18.791	29.993	249.1					
14	<b>1'46.509</b>	23.311	36.723	19.013	27.462	247.3	12	1'32.870 P	23.484	28.300	18.853	22.233	249.1					
15	<b>1'38.026</b>	23.400	28.494	18.740	27.392	244.6	13	1'50.641	32.996	29.004	19.091	29.550						
16	<b>1'39.526</b>	23.420	28.640	18.854	28.612	244.0	14	<b>1'38.375</b>	23.576	28.388	18.758	27.653	246.2					
							15	<b>1'43.080</b>	24.026	30.842	20.187	28.025	245.1					

**Fastest Lap:** Ayumu SASAKI Sterilqarda Husqvarna JPN **1'36.112** 23.104 28.109 18.372 26.527

These data/results cannot be reproduced, stored and/or transmitted in whole or in part by any manner of electronic, mechanical, photocopying, recording, broadcasting or otherwise now known or herein after developed without the previous express consent by the copyright owner, except for reproduction in daily press and regular printed publications on sale to the public within 60 days of the event related to those data/results and always provided that copyright symbol appears together as follows below.  
© DORNA, 2022



# Free Practice Nr. 3

# Moto3

Lap	Lap Time	T1	T2	T3	T4	Speed	Lap	Lap Time	T1	T2	T3	T4	Speed
9	1'52.053	35.144	29.930	19.117	27.862		3	1'39.550 *	23.784	28.948*	19.128	27.690	245.1
10	<b>1'41.676</b>	25.155	30.382	18.874	27.265	244.6	4	<b>1'38.607</b>	23.635	28.684	18.924	27.364	245.1
11	<b>1'38.581</b>	23.538	28.751	19.022	27.270	244.0	5	<b>1'38.408</b>	23.457	28.665	18.924	27.362	245.1
12	<b>1'44.178</b>	24.917	30.811	19.250	29.200	244.0	6	1'37.700 P	23.663	30.993	19.894	23.150	243.5
13	<b>1'38.730</b>	23.544	28.826	18.995	27.365	244.6	7	2'22.894	51.163	29.318	21.457	40.956	
14	1'36.048 P	23.825	30.175	19.373	22.675	244.0	8	<b>1'43.458</b>	23.484	29.106	21.023	29.845	246.8
15	2'00.717	37.522	34.077	21.136	27.982		9	<b>2'02.480</b>	23.479	30.704	31.904	36.393	245.7
16	<b>1'37.862</b>	23.510	<b>28.431</b>	<b>18.778</b>	<b>27.143</b>	244.6	10	1'43.017 P	23.602	31.301	21.032	27.082	244.6
17	<b>1'38.087</b>	<b>23.296</b>	28.593	18.830	27.368	244.6	11	1'48.847	32.499	28.820	19.147	28.381	
18	<b>1'47.849</b>	23.749	34.569	19.397	30.134	244.6	12	<b>1'43.251</b>	23.550	29.068	20.452	30.181	243.5
19	<b>1'38.818</b>	23.472	28.801	18.940	27.605	244.6	13	<b>1'38.313</b>	23.422	28.609	18.944	27.338	245.7

**23rd 99 Carlos TATAY** CFMOTO Racing Pru SPA  
Runs=2 Total laps=17 Full laps=11

1	3'27.245	35.333	30.845	20.024	28.302	
2	<b>1'39.599</b>	23.840	28.991	18.977	27.791	241.3
3	1'39.082 *	23.699	28.916*	18.898	27.569	242.4
4	<b>1'38.872</b>	23.633	28.828	18.903	27.508	242.9
5	<b>1'40.429</b>	23.581	28.907	18.932	29.009	242.4
6	<b>1'38.815</b>	23.692	28.644	18.961	27.518	242.9
7	<b>1'38.598</b>	23.547	28.620	18.949	27.482	241.8
8	1'37.291 P	24.45*	29.805	19.674	23.360	235.0
9	1'51.744	35.237	29.655	19.217	27.635	
10	<b>1'39.002</b>	23.488	29.184	18.969	27.361	240.2
11	<b>1'38.439</b>	23.333	28.835	18.894	27.377	241.3
12	<b>1'38.880</b>	23.430	29.096	18.925	27.429	240.2
13	1'34.482 P	23.695	29.587	19.480	21.720	242.4
14	1'51.613	34.591	30.244	19.183	27.595	
15	<b>1'38.777</b>	23.645	28.955	18.878	27.299	237.6
16	<b>1'37.923</b>	23.364	<b>28.524</b>	18.786	<b>27.249</b>	240.2
17	<b>1'37.884</b>	<b>23.304</b>	28.597	<b>18.706</b>	27.277	240.2

**24th 23 Elia BARTOLINI** QJMotor Avintia Racin ITA  
Runs=3 Total laps=17 Full laps=9

1	3'08.979	33.739	33.423	21.058	30.023	
2	<b>1'40.355</b>	24.319	29.066	19.197	27.773	240.8
3	1'40.223 *	24.090	29.210*	19.047	27.876	241.3
4	1'39.342 *	23.810	28.978*	19.003	27.551	242.9
5	<b>1'39.956</b>	23.961	28.762	19.062	28.171	240.2
6	1'35.851 P	24.033	29.179	19.090	23.549	244.0
7	2'24.179	52.268	29.164	20.874	41.873	
8	<b>1'38.668</b>	23.839	28.671	18.828	27.330	242.9
9	<b>1'41.864</b>	23.993	30.199	19.866	27.806	242.9
10	<b>1'41.332</b>	24.296	29.447	19.418	28.171	241.3
11	<b>1'43.607</b>	24.830	30.865	19.626	28.286	236.0
12	1'42.096 P	24.823	29.562	20.276	27.435	241.3
13	2'02.543	45.934	29.392	18.916	28.301	
14	<b>1'44.092</b>	<b>23.497</b>	31.262	19.902	29.431	243.5
15	<b>1'37.902</b>	23.576	<b>28.626</b>	<b>18.762</b>	<b>26.938</b>	<b>244.6</b>
16	<b>1'45.951</b>	24.625	34.199	19.298	27.829	244.0
	PIT	24.089	29.628	20.006	29.575	243.5

**25th 54 Riccardo ROSSI** SIC58 Squadra Corse ITA  
Runs=3 Total laps=16 Full laps=9

1	3'27.710	33.126	29.517	20.152	39.447	
2	<b>1'39.984</b>	23.862	29.012	19.130	27.980	246.2

**26th 6 Ryusei YAMANAKA** MT Helmets - MSI JPN  
Runs=3 Total laps=15 Full laps=8

1	3'13.232	32.625	29.523	19.253	28.200	
2	<b>1'39.494</b>	23.947	28.942	18.992	27.613	241.3
3	1'39.342 *	23.719	28.946*	18.997	27.680	242.4
4	1'35.832 P	23.820	29.204*	19.189	23.619	241.8
5	1'46.631	31.630	28.754	18.805	27.442	
6	<b>1'37.931</b>	23.421	28.591	<b>18.733</b>	<b>27.186</b>	242.9
7	<b>1'39.205</b>	23.491	29.116	18.968	27.630	242.4
8	<b>1'38.102</b>	23.446	28.617	18.762	27.277	243.5
9	1'35.753 P	24.394	28.927	19.201	23.231	241.8
10	1'55.643	33.466	<b>28.466</b>	18.939	34.772	
11	<b>1'38.653</b>	23.760	28.471	18.957	27.465	241.8
12	<b>1'47.089</b>	23.710	28.644	20.612	34.123	241.8
13	<b>1'44.520</b>	23.716	31.027	22.463	27.314	242.9
14	<b>1'42.916</b>	<b>23.407</b>	31.383	20.097	28.029	<b>244.0</b>
	PIT	24.316	30.002	19.903	29.065	240.8

**27th 17 John MCPHEE** Sterilgarda Husqvarna GBR  
Runs=3 Total laps=15 Full laps=7

1	3'10.821	33.677	29.731	19.603	28.292	
2	<b>1'40.219</b>	24.011	29.015	19.293	27.900	240.2
3	1'39.297 *	23.845	28.922*	19.051	27.479	241.3
4	1'39.092 *	23.621	28.938*	<b>18.967</b>	27.566	242.9
5	<b>1'39.318</b>	23.568	28.758	19.079	27.913	<b>244.0</b>
6	1'37.487 P	23.816	29.319	19.109	25.243	243.5
7	1'53.028	36.056	29.858	19.258	27.856	
8	<b>1'43.809</b>	25.072	31.391	19.532	27.814	240.2
9	<b>1'38.714</b>	23.622	<b>28.690</b>	18.980	27.422	243.5
10	1'43.335 P	23.845	34.647	19.749	25.094	243.5
11	1'49.245	33.717	29.303	18.977	<b>27.248</b>	
12	<b>1'38.324</b>	<b>23.331</b>	28.712	18.982	27.299	244.0
13	<b>1'43.575</b>	23.384	31.214	21.015	27.962	242.9
14	<b>1'44.984</b>	23.578	30.820	22.562	28.024	244.0
	PIT	23.816	33.407	20.523	30.929	243.5

**28th 70 Joshua WHATLEY** VisionTrack Racing T GBR  
Runs=3 Total laps=16 Full laps=9

1	2'45.096	34.331	31.405	20.181	29.135	
2	<b>1'42.855</b>	24.359	29.407	19.973	29.116	242.9
3	<b>1'40.214</b>	23.921	29.092	19.199	28.002	245.1

**Fastest Lap:** Ayumu SASAKI Sterilgarda Husqvarna JPN **1'36.112** 23.104 28.109 18.372 26.527

These data/results cannot be reproduced, stored and/or transmitted in whole or in part by any manner of electronic, mechanical, photocopying, recording, broadcasting or otherwise now known or herein after developed without the previous express consent by the copyright owner, except for reproduction in daily press and regular printed publications on sale to the public within 60 days of the event related to those data/results and always provided that copyright symbol appears together as follows below.  
© DORNA, 2022



# Free Practice Nr. 3

Moto3

Lap	Lap Time		T1	T2	T3	T4	Speed	Lap	Lap Time	T1	T2	T3	T4	Speed
4	1'45.103	*	25.544	29.753*	19.422	30.384	239.7							
5	<b>1'39.827</b>		23.927	28.888	18.880	28.132	243.5							
6	1'37.000	P	23.914	30.247	20.013	22.826	244.0							
7	1'55.125		33.906	31.257	20.215	29.747								
8	<b>1'40.403</b>		23.927	28.963	19.086	28.427	241.3							
9	<b>1'49.197</b>		23.888	31.138	24.017	30.154	243.5							
10	1'34.161	P	23.949	29.366	19.146	21.700	244.0							
11	1'49.931		33.151	29.449	19.166	28.165								
12	<b>1'39.242</b>		23.592	28.810	19.003	27.837	245.7							
13	<b>1'44.491</b>		24.080	32.574	20.259	27.578	241.8							
14	<b>1'38.737</b>		23.535	28.707	18.952	27.543	245.7							
15	<b>1'39.994</b>		23.610	29.489	19.195	27.700	244.0							
	<b>PIT</b>		23.539	28.918	19.138	29.256	242.9							

**29th 64** Mario AJI Honda Team Asia INA  
Runs=2 Total laps=18 Full laps=11

1	2'48.184		35.951	31.430	21.054	28.191								
2	<b>1'41.789</b>		24.121	29.736	19.973	27.959	240.8							
3	<b>1'39.444</b>		23.937	28.819	19.094	27.594	240.8							
4	1'39.791	*	23.829	29.305*	19.082	27.575	241.8							
5	<b>1'41.652</b>		24.003	30.154	19.230	28.265	240.2							
6	<b>1'40.830</b>		23.789	29.349	19.016	28.676	242.4							
7	<b>1'41.484</b>		23.674	29.067	19.172	29.571	242.4							
8	1'37.634	P	24.19*	29.239	19.371	24.828	237.1							
9	1'51.232		34.482	29.859	19.362	27.529								
10	<b>1'40.320</b>		23.791	28.754	19.132	28.643	241.3							
11	<b>1'45.179</b>		23.557	28.891	20.921	31.810	241.8							
12	<b>1'40.156</b>		24.096	29.032	19.230	27.798	236.5							
13	1'37.471	P	24.352	29.336	19.945	23.838	234.0							
14	2'00.667		39.089	30.785	22.260	28.533								
15	<b>1'44.093</b>		23.689	29.973	20.906	29.525	240.8							
16	<b>1'39.900</b>		23.572	29.578	19.478	27.272	242.4							
17	<b>1'45.047</b>		23.522	31.764	21.038	28.723	241.8							
18	1'40.708	*	23.792	28.875	19.229	28.812*	237.6							

**30th 22** Ana CARRASCO BOE Motorsports SPA  
Runs=3 Total laps=14 Full laps=8

1	2'46.690		35.969	32.270	20.779	29.372								
2	1'39.466	P	24.828	31.474	20.247	22.917	240.8							
3	1'56.827		37.837	30.293	19.919	28.778								
4	<b>1'41.626</b>		24.469	29.504	19.388	28.265	240.2							
5	<b>1'40.631</b>		24.154	29.199	19.241	28.037	240.2							
6	<b>1'54.590</b>		24.028	38.848	21.231	30.483	240.8							
7	<b>1'40.608</b>		24.116	29.543	19.211	27.738	244.0							
8	<b>1'40.563</b>		23.872	29.160	19.196	28.335	244.6							
9	1'37.521	P	24.231	29.817	19.650	23.823	240.2							
10	1'55.810		34.023	29.864	19.592	32.331								
11	<b>1'39.468</b>		23.762	28.944	19.084	27.678	245.1							
12	<b>1'43.589</b>		24.331	30.168	21.454	27.636	244.6							
13	<b>1'39.882</b>		24.013	28.964	19.135	27.770	245.7							
	<b>PIT</b>		23.770	28.941	19.506	32.055	245.7							

**Fastest Lap:** Ayumu SASAKI Sterilqarda Husqvarna JPN **1'36.112** 23.104 28.109 18.372 26.527

These data/results cannot be reproduced, stored and/or transmitted in whole or in part by any manner of electronic, mechanical, photocopying, recording, broadcasting or otherwise now known or herein after developed without the previous express consent by the copyright owner, except for reproduction in daily press and regular printed publications on sale to the public within 60 days of the event related to those data/results and always provided that copyright symbol appears together as follows below.  
© DORNA, 2022


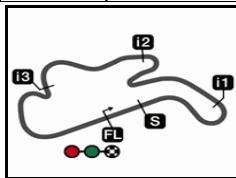
Official MotoGP Timing by TISSOT  
www.motogp.com

Phillip Island, Saturday, October 15, 2022

Page 6 of 6



Phillip Island

Results and timing service provided by  TISSOT

4448 m.

## ANIMOCA BRANDS AUSTRALIAN MOTORCYCLE GRAND PRIX

## Free Practice Nr. 3

## Best Partial Times

Moto3™

IT Ideal Lap Time, sum of the best partial times

BT Best Lap Time

T1		T2		T3		T4				IT	BT	
Pos	Rider	Time	Rider	Time	Rider	Time	Rider	Time	Pos	Rider	IT	BT
1	S.NEPA	23.006	S.GARCIA	28.025	A.SASAKI	18.372	A.SASAKI	26.527	1	A.SASAKI	1'36.112	1'36.112 (1)
2	T.SUZUKI	23.062	D.MOREIRA	28.073	D.HOLGADO	18.406	D.FOGGIA	26.676	2	S.GARCIA	1'36.460	1'36.460 (2)
3	D.MOREIRA	23.087	A.SASAKI	28.109	T.SUZUKI	18.517	D.ÖNCÜ	26.735	3	D.HOLGADO	1'36.592	1'36.609 (3)
4	A.SASAKI	23.104	J.MASIA	28.178	A.FERNANDEZ	18.543	S.GARCIA	26.759	4	D.MOREIRA	1'36.605	1'36.944 (8)
5	S.GARCIA	23.111	X.ARTIGAS	28.188	D.ÖNCÜ	18.550	I.GUEVARA	26.783	5	D.FOGGIA	1'36.750	1'36.872 (5)
6	J.KELSO	23.127	D.HOLGADO	28.208	D.MUÑOZ	18.557	A.SURRA	26.809	6	T.SUZUKI	1'36.752	1'36.899 (7)
7	K.TOBA	23.130	D.ÖNCÜ	28.238	S.GARCIA	18.565	D.HOLGADO	26.811	7	D.ÖNCÜ	1'36.787	1'36.837 (4)
8	D.HOLGADO	23.167	A.MIGNO	28.241	D.MOREIRA	18.576	D.MOREIRA	26.869	8	S.NEPA	1'36.798	1'36.898 (6)
9	J.MASIA	23.176	S.NEPA	28.253	J.KELSO	18.601	T.SUZUKI	26.875	9	J.MASIA	1'36.964	1'37.208 (10)
10	A.MIGNO	23.180	D.FOGGIA	28.257	D.FOGGIA	18.603	N.CARRARO	26.897	10	A.MIGNO	1'37.083	1'37.678 (20)
11	D.FOGGIA	23.214	I.GUEVARA	28.275	J.MASIA	18.604	I.ORTOLÁ	26.919	11	I.GUEVARA	1'37.110	1'37.170 (9)
12	A.FERNANDEZ	23.232	A.FERNANDEZ	28.276	S.NEPA	18.605	S.NEPA	26.934	12	K.TOBA	1'37.120	1'37.376 (14)
13	S.OGDEN	23.235	T.SUZUKI	28.298	N.CARRARO	18.611	E.BARTOLINI	26.938	13	D.MUÑOZ	1'37.197	1'37.436 (16)
14	A.SURRA	23.238	D.MUÑOZ	28.300	I.GUEVARA	18.628	K.TOBA	26.988	14	A.FERNANDEZ	1'37.224	1'37.232 (11)
15	D.MUÑOZ	23.250	I.ORTOLÁ	28.318	S.OGDEN	18.652	A.MIGNO	26.999	15	X.ARTIGAS	1'37.225	1'37.553 (18)
16	X.ARTIGAS	23.259	K.TOBA	28.341	K.TOBA	18.661	J.MASIA	27.006	16	N.CARRARO	1'37.254	1'37.394 (15)
17	D.ÖNCÜ	23.264	N.CARRARO	28.411	A.MIGNO	18.663	T.FURUSATO	27.034	17	J.KELSO	1'37.265	1'37.316 (13)
18	L.FELLON	23.296	L.FELLON	28.431	X.ARTIGAS	18.695	X.ARTIGAS	27.083	18	I.ORTOLÁ	1'37.288	1'37.292 (12)
19	C.TATAY	23.304	J.KELSO	28.436	I.ORTOLÁ	18.705	D.MUÑOZ	27.090	19	S.OGDEN	1'37.465	1'37.663 (19)
20	R.ROSSI	23.314	S.OGDEN	28.439	C.TATAY	18.706	J.KELSO	27.101	20	A.SURRA	1'37.521	1'37.521 (17)
21	J.MCPHEE	23.331	T.FURUSATO	28.456	T.FURUSATO	18.709	S.OGDEN	27.139	21	L.FELLON	1'37.648	1'37.862 (22)
22	N.CARRARO	23.335	R.YAMANAKA	28.466	R.YAMANAKA	18.733	L.FELLON	27.143	22	T.FURUSATO	1'37.700	1'37.722 (21)
23	I.ORTOLÁ	23.346	R.ROSSI	28.489	E.BARTOLINI	18.762	R.ROSSI	27.152	23	C.TATAY	1'37.783	1'37.884 (23)
24	R.YAMANAKA	23.407	A.SURRA	28.524	L.FELLON	18.778	A.FERNANDEZ	27.173	24	R.YAMANAKA	1'37.792	1'37.931 (26)

These data/results cannot be reproduced, stored and/or transmitted in whole or in part by any manner of electronic, mechanical, photocopying, recording, broadcasting or otherwise now known or herein after developed without the previous express consent by the copyright owner, except for reproduction in daily press and regular printed publications on sale to the public within 60 days of the event related to those data/results and always provided that copyright symbol appears together as follows below.

© DORNA, 2022


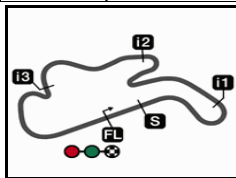
Official MotoGP Timing by TISSOT

www.motogp.com

motoE



Phillip Island

Results and timing service provided by  TISSOT

4448 m.

## ANIMOCA BRANDS AUSTRALIAN MOTORCYCLE GRAND PRIX

## Free Practice Nr. 3

## Best Partial Times

Moto3™

IT Ideal Lap Time, sum of the best partial times

BT Best Lap Time

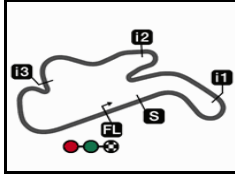

T1			T2			T3			T4				
Pos	Rider	Time	Rider	Time	Rider	Time	Rider	Time	Pos	Rider	IT	BT	
25	I.GUEVARA	23.424	C.TATAY	28.524	J.WHATLEY	18.880	R.YAMANAKA	27.186	25	<b>E.BARTOLINI</b>	1'37.823	1'37.902 (24)	
26	<b>E.BARTOLINI</b>	<b>23.497</b>	<b>E.BARTOLINI</b>	<b>28.626</b>	<b>R.ROSSI</b>	<b>18.902</b>	<b>J.MCPHEE</b>	<b>27.248</b>	26	<b>R.ROSSI</b>	1'37.857	1'37.919 (25)	
27	T.FURUSATO	23.501	J.MCPHEE	28.690	A.SURRA	18.950	C.TATAY	27.249	27	<b>J.MCPHEE</b>	1'38.236	1'38.324 (27)	
28	<b>M.AJI</b>	<b>23.522</b>	<b>J.WHATLEY</b>	<b>28.707</b>	<b>J.MCPHEE</b>	<b>18.967</b>	<b>M.AJI</b>	<b>27.272</b>	28	<b>M.AJI</b>	1'38.564	1'39.444 (29)	
29	J.WHATLEY	23.535	M.AJI	28.754	M.AJI	19.016	J.WHATLEY	27.543	29	<b>J.WHATLEY</b>	1'38.665	1'38.737 (28)	
30	<b>A.CARRASCO</b>	<b>23.762</b>	<b>A.CARRASCO</b>	<b>28.941</b>	<b>A.CARRASCO</b>	<b>19.084</b>	<b>A.CARRASCO</b>	<b>27.636</b>	30	<b>A.CARRASCO</b>	1'39.423	1'39.468 (30)	

These data/results cannot be reproduced, stored and/or transmitted in whole or in part by any manner of electronic, mechanical, photocopying, recording, broadcasting or otherwise now known or herein after developed without the previous express consent by the copyright owner, except for reproduction in daily press and regular printed publications on sale to the public within 60 days of the event related to those data/results and always provided that copyright symbol appears together as follows below.  
© DORNA, 2022

Official MotoGP Timing by TISSOT  
www.motogp.com




Phillip Island

Results and timing service provided by 

4448 m.

**Moto3™****ANIMOCA BRANDS AUSTRALIAN MOTORCYCLE GRAND PRIX****Free Practice Nr. 3****Fastest Laps Sequence**

<i>Practice Time</i>	 <i>Rider</i>	<i>Nation</i>	<i>Motorcycle</i>	<i>Time</i>	<i>Km/h</i>	<i>Rider's Lap</i>
<b>4'05.002</b>	11 <b>Sergio GARCIA</b>	SPA	GASGAS	<b>1'40.362</b>	159.5	2
<b>4'11.511</b>	72 <b>Taiyo FURUSATO</b>	JPN	HONDA	<b>1'39.598</b>	160.7	2
<b>4'26.219</b>	5 <b>Jaume MASIA</b>	SPA	KTM	<b>1'39.012</b>	161.7	2
<b>4'32.648</b>	24 <b>Tatsuki SUZUKI</b>	JPN	HONDA	<b>1'38.902</b>	161.9	2
<b>4'36.527</b>	53 <b>Deniz ÖNCÜ</b>	TUR	KTM	<b>1'38.461</b>	162.6	2
<b>4'52.738</b>	66 <b>Joel KELSO</b>	AUS	KTM	<b>1'38.330</b>	162.8	2
<b>8'20.705</b>	71 <b>Ayumu SASAKI</b>	JPN	HUSQVARNA	<b>1'37.939</b>	163.4	4
<b>11'08.012</b>	53 <b>Deniz ÖNCÜ</b>	TUR	KTM	<b>1'37.340</b>	164.5	6
<b>17'47.442</b>	11 <b>Sergio GARCIA</b>	SPA	GASGAS	<b>1'37.332</b>	164.5	8
<b>22'08.661</b>	71 <b>Ayumu SASAKI</b>	JPN	HUSQVARNA	<b>1'37.151</b>	164.8	9
<b>34'08.380</b>	10 <b>Diogo MOREIRA</b>	BRA	KTM	<b>1'36.944</b>	165.1	13
<b>34'09.406</b>	11 <b>Sergio GARCIA</b>	SPA	GASGAS	<b>1'36.460</b>	166.0	15
<b>37'39.835</b>	71 <b>Ayumu SASAKI</b>	JPN	HUSQVARNA	<b>1'36.112</b>	166.6	14

These data/results cannot be reproduced, stored and/or transmitted in whole or in part by any manner of electronic, mechanical, photocopying, recording, broadcasting or otherwise now known or herein after developed without the previous express consent by the copyright owner, except for reproduction in daily press and regular printed publications on sale to the public within 60 days of the event related to those data/results and always provided that copyright symbol appears together as follows below.

© DORNA, 2022

Official MotoGP Timing by TISSOT  
www.motogp.com

Phillip Island, Saturday, October 15, 2022